

## Soft Serve/Yogurt Machine – Floor type

\* Warranty: 1 -Year Parts & Labor



Direct Motor Drive

(Aircooled)

ISI-163ST	2 Flavors&1 Twist
Dimension (WxDxH)	20 x 29 x 57" (net)
Weight (lbs)	425 (net)
Electrical	208~230V/60Hz/1P
Hopper (qt / gallon)	5.8 / 1.5
Cylinder (qt / gallon)	1.7 / 0.4
Power consumption	3.62 HP (2,700W)
Max. production	52.9 lbs/h
Consecutive dispensing	7~10 cups / 3.5oz
Compressor - Cylinder	0.85 HP x 2 (R404A)
Compressor - Hopper	0.35 HP x 1 (R134A)



Direct Motor Drive

(Aircooled)

ISI-203SN (*P)	2 Flavors&1 Twist
Dimension (WxDxH)	21 x 33 x 57" (net)
Weight (lbs)	586 (net)
Electrical	208~230V/60Hz/3P
Hopper (qt / gallon)	10.6 / 2.6
Cylinder (qt / gallon)	2.9 / 0.7
Power consumption	6.03 HP (4,500W)
Max. production	92.6 lbs/h
Consecutive dispensing	16~40 cups / 3.5oz
Compressor - Cylinder	1.3 HP x 2 (R404A)
Compressor - Hopper	0.35 HP x 1 (R134A)

Air \*Pump (option)



Direct Motor Drive

(Aircooled / Watercooled)

ISI-303SNA/SNW (*P)	2 Flavors&1 Twist
Dimension (WxDxH)	26 x 35 x 57" (net)
Weight (lbs)	728 (net)
Electrical	208~230V/60Hz/3P
Hopper (qt / gallon)	18.9 / 4.7
Cylinder (qt / gallon)	3.6 / 0.9
Power consumption	8.1 HP (6,050W)
Max. production	150 lbs/h
Consecutive dispensing	50~90 cups / 3.5oz
Compressor - Cylinder	2.0 HP x 2 (R404A)
Compressor - Hopper	0.35 HP x 1 (R134A)

Air \*Pump (option)



Self Serve

Heat Treatment

(Aircooled)

ISI-271SHS	1 Flavor
Dimension (WxDxH)	15 x 33 x 57" (net)
Weight (lbs)	362 (net)
Electrical	208~230V/60Hz/1P
Hopper (qt / gallon)	13.0 / 3.3
Cylinder (qt / gallon)	2.9 / 0.7
Power consumption	2.95 HP (2,200W)
Max. production	46.3 lbs/h
Consecutive dispensing	8~10 cups / 3.5oz
Compressor	1.55 HP x 1 (R404A)

## Frozen Beverage Slush Machines

\* Warranty: 1 -Year Parts & Labor



	SSM-180	SSM-280	SSM-420
Dimension	7.7x19.2x33"	15.6x18.5x35.4"	23.6x18.5x35.4"
Weight (net)	66.2 lbs	114.7 lbs	176.4 lbs
Electrical	115V / 60Hz / 1 Ph		
Hopper (gal)	3.2 x 1 Bowl	3.2 x 2 Bowls	3.2 x 3 Bowls



	SSM-52
Dimension (WxDxH, in)	16.6 x 15.0 x 27.8"
Weight (net)	83.8 lbs
Electrical	115V / 60Hz / 1 Ph
Hopper (gallon)	2.0 x 2 Bowls

## A Brand that stands for Quality & Value



### Distributed by



Ice Machines  
Slush Machines  
Soft Serve Machines

World Class Quality & Value



www.icetroamerica.com



ICETRO AMERICA, INC

1565 W Broadway, Anaheim, CA 92802 (714) 215 - 4864  
6432 Warren Dr., Norcross, GA 30093 (470) 567 - 8603

Effective 08/01/2022

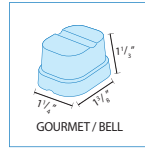
Revised 08/01/2022

## Ice Machine - Under counters

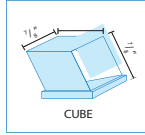
\* Warranty: 3-Year Parts & Labor



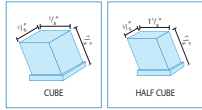
**IU-0070-OU**  
15"(W) x 26"(D) x 34"(H)  
60lbs Production (70/50F)  
26lbs Ice storage bin  
115V / 60Hz / 1Ph



**WU-0100-AC**  
21"(W) x 23"(D) x 34"(H)  
105lbs Production (70/50F)  
27lbs Ice storage bin  
115V / 60Hz / 1Ph



\* Replacement water Filter  
FWU-0100R (1 pcs included new machine)



**IU-0170-AC/AH**

26"(W) x 28"(D) x 38"(H)  
175lbs Production (70/50F)  
77lbs Ice storage bin  
115V / 60Hz / 1Ph

**IU-0220-AC/AH**

26"(W) x 28"(D) x 38"(H)  
202lbs Production (70/50F)  
77lbs Ice storage bin  
115V / 60Hz / 1Ph



## Ice/Water Dispensers

\* Warranty: 3-Year Parts & Labor



**ID-0160-AN**

14"(W) x 24"(D) x 25"(H)  
160 lbs Production (70/50F)  
5.3 lbs Ice storage bin  
115V / 60Hz / 1Ph



**ID-0300-AN**

16.5"(W) x 25"(D) x 28"(H)  
282 lbs Production (70/50F)  
11 lbs Ice storage bin  
115V / 60Hz / 1Ph



**ID-0450-AN**

16.5"(W) x 27"(D) x 40"(H)  
441 lbs Production (70/50F)  
30 lbs Ice storage bin  
115V / 60Hz / 1Ph

## Flake/Nugget Machine

\* Warranty: 3-Year Parts & Labor



**IM-0770-AN/AF**

22"(W) x 25"(D) x 26"(H)  
Nugget: 708 lbs Production (70/50F)  
Flake: 736 lbs Production (70/50F)  
115V / 60Hz / 1Ph



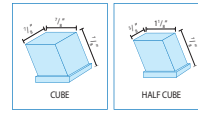
**IM-0090-AN**

Under counter  
22"(W) x 22"(D) x 34"(H)  
Nugget: 91 lbs Production (70/50F)  
115V / 60Hz / 1Ph



## Ice Machine - Modulars

\* Warranty: 3-Year Parts & Labor



**22" MAESTRO series (Air cooled)**



**IM-0350-22-AC / AH**  
**IM-0460-22-AC / AH**  
**IM-0550-22-AC / AH**

22"(W) x 25"(D) x 23"(H)  
Production (70/50F)  
: 394 / 443 / 508 lbs  
115V / 60Hz / 1 Ph

**30" MAESTRO - Air cooled**

**IM-0350-AC / AH**  
**IM-0460-AC / AH**  
**IM-0550-AC / AH**  
**IM-0750-AC / AH**  
**IM-1100-AC / AH**

**30" MAESTRO - Water cooled  
Remote Air cooled**

**IM-0460-WC / WH**  
**IM-0550-WC / WH**  
**IM-1100-WC / WH**  
**IM-1100-RC / RH**



IM-0350/0460/0550: 115V / 60Hz / 1Ph  
IM-0750/1100: 220V / 60Hz / 1Ph  
IM-0350/0460/0550/0750: 30"(W) x 25"(D) x 23"(H)  
IM-1100: 30"(W) x 25"(D) x 30"(H)  
Air cooled: 367 / 465 / 551 / 737 / 1106 lbs Production  
Water cooled: 463 / 547 / 551 / 1036 lbs Production  
Remote (IM-1100-RC/RH): 1081 lbs Production

## Ice Storage Bins

\* Warranty: 3-Year Parts & Labor



**IB-026-22** 22" Wide 265lbs Storage  
**IB-033** 30" Wide 350lbs Storage  
**IB-044** 30" Wide 440lbs Storage  
**IB-M900-48** 48" Wide 900lbs Storage  
**1045-SS** 48" Upright 1161lbs Storage

## Water Treatment System



**IcePro 400** (upto 400 lbs)  
**IcePro 800** (upto 800 lbs)  
**IcePro 1300** (upto 1300 lbs)  
**IcePro DIS** (for Dispensers)

**1 Year extended warranty (IcePro400/800/1300)**  
: for more info., please check it [www.icetroamerica.com](http://www.icetroamerica.com)

## Snow Flake

\* Warranty: 1-Year Parts & Labor



**IS-0700-AS**  
208 ~ 230V / 60Hz / 1 Ph  
22" (W) x 30" (D) x 56" (H)  
Production: 1091 lbs (milk)  
705 lbs (water)

## Hotel Ice Dispensers

\* Warranty: 3-Year Parts & Labor



**ID-H150 / H250**  
115V / 60Hz / 1 Ph  
22" (W) x 33" (D) x 52" (H)  
30" (W) x 33" (D) x 52" (H)  
Ice storage: 141 lbs (22")  
247 lbs (30")

## Soft Serve/Yogurt Machine - Countertop

\* Warranty: 1-Year Parts & Labor

(Aircooled)



Direct Motor Drive  
Heat Treatment

ISI-161TH / TI	1 Flavor
Dimension (WxDxH)	12 x 31 x 30" (net)
Weight (lbs)	196 (net)
Electrical	115V / 60Hz / 1 Ph
Hopper (qt / gallon)	3.2 / 0.8
Cylinder (qt / gallon)	1.7 / 0.4
Power consumption	1.88 HP (1,400W)
Max. production	26.5 lbs/h
Consecutive dispensing	5 cups / 3.5oz
Compressor	0.85 HP x 1 (R404A)

(Aircooled)



Direct Motor Drive

ISI-300TA	1 Flavor
Dimension (WxDxH)	18 x 33 x 36" (net)
Weight (lbs)	309 (net)
Electrical	208~230V/60Hz/1P
Hopper (qt / gallon)	18.5 / 4.6
Cylinder (qt / gallon)	3.4 / 0.8
Power consumption	2.68 HP (2,000W)
Max. production	66.1 lbs/h
Consecutive dispensing	20~24 cups / 3.5oz
Compressor	1.77 HP x 1 (R404A)

(Aircooled)



Direct Motor Drive

ISI-163TT	2 Flavors&1 Twist
Dimension (WxDxH)	20 x 29 x 31" (net)
Weight (lbs)	375 (net)
Electrical	208~230V/60Hz/1P
Hopper (qt / gallon)	5.8 / 1.5
Cylinder (qt / gallon)	1.7 / 0.4
Power consumption	3.62 HP (2,700W)
Max. production	52.9 lbs/h
Consecutive dispensing	7~10 cups / 3.5oz
Compressor - Cylinder	0.85 HP x 1 (R404A)
Compressor - Hopper	0.35 HP x 2 (R134A)

(Aircooled)



Self Serve  
Heat Treatment

ISI-271THS	1 Flavor
Dimension (WxDxH)	15 x 33 x 39" (net)
Weight (lbs)	313 (net)
Electrical	208~230V/60Hz/1Ph
Hopper (qt / gallon)	13.0 / 3.3
Cylinder (qt / gallon)	2.9 / 0.7
Power consumption	2.95 HP (2,200W)
Max. production	46.3 lbs/h
Consecutive dispensing	8~10 cups / 3.5oz
Compressor	1.5 HP x 1 (R404A)