



*Take the Lead*

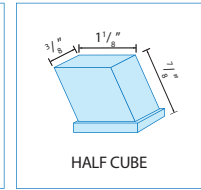
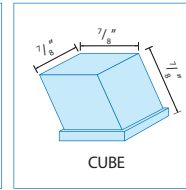
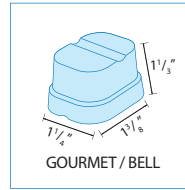
# Ice Cube Machines

- 
- Under Counter
  - Modular
  - Storage Bin
  - Flake & Nugget
  - Snow Flake
  - Dispenser



***A Brand that stands for Quality and Value***

# UNDER COUNTER AIR COOLED



## IU-0070

\* Replace WU-0070

| MODEL      | STORAGE CAPACITY   | DIMENSION (WxDxH)       | WEIGHT                     | ICE SHAPE                  |
|------------|--------------------|-------------------------|----------------------------|----------------------------|
|            | lbs                | inch                    | lbs (Net / Gross)          |                            |
| IU-0070-OU | 26                 | 15 x 26 x 34            | 104 / 120                  | GOURMET/ BELL              |
| CONDENSER  | ELECTRICAL OPTIONS | Power (kWh/100 lbs ice) | Air / Water<br>70°F / 50°F | Air / Water<br>90°F / 70°F |
| Air Cooled | 115 V/60 Hz/1 Ph   | 11.15                   | 60 lbs                     | 48 lbs                     |



## WC-0070

| MODEL      | STORAGE CAPACITY   | DIMENSION (WxDxH)       | WEIGHT                     | ICE SHAPE                  |
|------------|--------------------|-------------------------|----------------------------|----------------------------|
|            | lbs                | inch                    | lbs (Net / Gross)          |                            |
| WC-0070-AB | 29                 | 16 x 19 x 31            | 110 / 115                  | GOURMET / BELL             |
| CONDENSER  | ELECTRICAL OPTIONS | Power (kWh/100 lbs ice) | Air / Water<br>70°F / 50°F | Air / Water<br>90°F / 70°F |
| Air Cooled | 115 V/60 Hz/1 Ph   | 12.35                   | 70 lbs                     | 54 lbs                     |



\* FWU-0100R

## WU-0100

| MODEL      | STORAGE CAPACITY   | DIMENSION (WxDxH)       | WEIGHT                     | ICE SHAPE                  |
|------------|--------------------|-------------------------|----------------------------|----------------------------|
|            | lbs                | inch                    | lbs (Net / Gross)          |                            |
| WU-0100-AC | 27                 | 21 x 23 x 35            | 110 / 125                  | CUBE                       |
| CONDENSER  | ELECTRICAL OPTIONS | Power (kWh/100 lbs ice) | Air / Water<br>70°F / 50°F | Air / Water<br>90°F / 70°F |
| Air Cooled | 115 V/60 Hz/1 Ph   | 9.39                    | 105 lbs                    | 74 lbs                     |

\* FWU-0100R: Replacement water Filter (1 unit included)

A filter is required for this machine to operate. If your machine stops producing ice, it is likely time to replace the filter.



## IU-0170

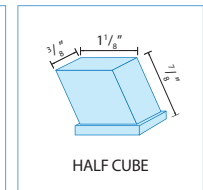
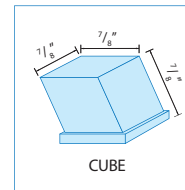
| MODEL      | STORAGE CAPACITY   | DIMENSION (WxDxH)       | WEIGHT                     | ICE SHAPE                  |
|------------|--------------------|-------------------------|----------------------------|----------------------------|
|            | lbs                | inch                    | lbs (Net / Gross)          |                            |
| IU-0170-AC | 77                 | 26 x 27 x 38            | 154 / 172                  | CUBE                       |
| IU-0170-AH |                    |                         |                            | HALF CUBE                  |
| CONDENSER  | ELECTRICAL OPTIONS | Power (kWh/100 lbs ice) | Air / Water<br>70°F / 50°F | Air / Water<br>90°F / 70°F |
| Air Cooled | 115 V/60 Hz/1 Ph   | 8.62                    | 175 lbs                    | 140 lbs                    |



## IU-0220

| MODEL      | STORAGE CAPACITY   | DIMENSION (WxDxH)       | WEIGHT                     | ICE SHAPE                  |
|------------|--------------------|-------------------------|----------------------------|----------------------------|
|            | lbs                | inch                    | lbs (Net / Gross)          |                            |
| IU-0220-AC | 77                 | 26 x 27 x 38            | 154 / 172                  | CUBE                       |
| IU-0220-AH |                    |                         |                            | HALF CUBE                  |
| CONDENSER  | ELECTRICAL OPTIONS | Power (kWh/100 lbs ice) | Air / Water<br>70°F / 50°F | Air / Water<br>90°F / 70°F |
| Air Cooled | 115 V/60 Hz/1 Ph   | 8.62                    | 202 lbs                    | 150 lbs                    |

# MODULAR (22") AIR COOLED



## IM-0350-22

| MODEL         | STORAGE BIN OPTION | DIMENSION (WxDxH) | WEIGHT                  | ICE SHAPE                  |                            |
|---------------|--------------------|-------------------|-------------------------|----------------------------|----------------------------|
|               |                    | inch              | lbs (Net / Gross)       |                            |                            |
| IM-0350-AC-22 | IB-026-22 / IB-033 | 22 x 24.8 x 22.6  | 138.9 / 163.1           | CUBE                       |                            |
| IM-0350-AH-22 |                    |                   |                         | HALF CUBE                  |                            |
| CONDENSER     |                    | ELECTRICAL        | Power (kWh/100 lbs ice) | Air / Water<br>70°F / 50°F | Air / Water<br>90°F / 70°F |
| Air Cooled    |                    | 115 V/60 Hz/1 Ph  | 6.20                    | 394 lbs                    | 311 lbs                    |



## IM-0460-22

\* Replace WM-0460-22

| MODEL         | STORAGE BIN OPTION          | DIMENSION (WxDxH) | WEIGHT                  | ICE SHAPE                  |                            |
|---------------|-----------------------------|-------------------|-------------------------|----------------------------|----------------------------|
|               |                             | inch              | lbs (Net / Gross)       |                            |                            |
| IM-0460-AC-22 | IB-026-22<br>IB-033/ IB-044 | 22 x 24.8 x 22.6  | 143.3 / 167.6           | CUBE                       |                            |
| IM-0460-AH-22 |                             |                   |                         | HALF CUBE                  |                            |
| CONDENSER     |                             | ELECTRICAL        | Power (kWh/100 lbs ice) | Air / Water<br>70°F / 50°F | Air / Water<br>90°F / 70°F |
| Air Cooled    |                             | 115 V/60 Hz/1 Ph  | 6.21                    | 443 lbs                    | 331 lbs                    |



## IM-0550-22

| MODEL         | STORAGE BIN OPTION           | DIMENSION (WxDxH) | WEIGHT                  | ICE SHAPE                  |                            |
|---------------|------------------------------|-------------------|-------------------------|----------------------------|----------------------------|
|               |                              | inch              | lbs (Net / Gross)       |                            |                            |
| IM-0550-AC-22 | IB-026-22<br>IB-033 / IB-044 | 22 x 24.8x 22.6   | 143.3 / 167.6           | CUBE                       |                            |
| IM-0550-AH-22 |                              |                   |                         | HALF CUBE                  |                            |
| CONDENSER     |                              | ELECTRICAL        | Power (kWh/100 lbs ice) | Air / Water<br>70°F / 50°F | Air / Water<br>90°F / 70°F |
| Air Cooled    |                              | 115 V/60 Hz/1 Ph  | 6.00                    | 508 lbs                    | 386 lbs                    |

## STORAGE BIN



### IB-026-22

| MODEL     | APPLICABLE  | STORAGE CAPACITY | DIMENSION (WxDxH)              | WEIGHT |
|-----------|---|------------------|--------------------------------|--------|
|           |   | lb               | inch                           | lb     |
| IB-026-22 | IM-0350-22<br>IM-0460-22<br>IM-0550-22<br>IM-0770 | 265              | 22 x 34 x 38<br>(Without legs) | 99     |



### IB-044

| MODEL  | APPLICABLE  | STORAGE CAPACITY | DIMENSION (WxDxH)              | WEIGHT |
|--------|---|------------------|--------------------------------|--------|
|        |   | lb               | inch                           | lb     |
| IB-044 | IM-0350 / IM-0460 / IM-0550 /<br>IM-0680 / IM-0750 / IM-0770 /<br>IM-1100 | 440              | 30 x 34 x 46<br>(Without legs) | 143    |

\* Bin top adapter needed to use 22" Ice Machine Head

1) IBT-2230R: 8" Bin Top Adapter to left mount 22" Head on IB-044

2) IBT-2230B: (2) 4" Bin Top Adapter to center mount 22" Head on IB-044



### IB-033

| MODEL  | APPLICABLE  | STORAGE CAPACITY | DIMENSION (WxDxH)              | WEIGHT |
|--------|---|------------------|--------------------------------|--------|
|        |   | lb               | inch                           | lb     |
| IB-033 | IM-0350/22<br>IM-0460/22<br>IM-0550/22<br>IM-0680<br>IM-0750<br>IM-0770 | 350              | 30 x 34 x 38<br>(Without legs) | 121    |

\* Bin top adapter needed to use 22" Ice Machine Head

1) IBT-2230R: 8" Bin Top Adapter to left mount 22" Head on IB-033

2) IBT-2230B: (2) 4" Bin Top Adapter to center mount 22" Head on IB-033

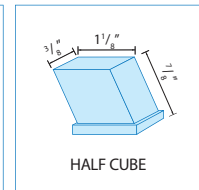
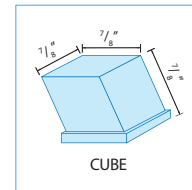


### IB-M900-48

| MODEL      | APPLICABLE                               | STORAGE CAPACITY | DIMENSION (WxDxH) | WEIGHT |
|------------|--|------------------|-------------------|--------|
|            |  | lb               | inch              | lb     |
| IB-M900-48 | IM-0680 / IM-0750 / IM-0770 /<br>IM-1100 | 900              | 48 x 31 x 50      | 210    |

\* Bin top adapter included to center mount 22", or 30" Ice Machine Head

# MODULAR (30") AIR COOLED



## IM-0350

| MODEL      | STORAGE BIN OPTION | DIMENSION (WxDxH)         | WEIGHT                     | ICE SHAPE                  |
|------------|--------------------|---------------------------|----------------------------|----------------------------|
|            |                    | inch                      | lbs (Net / Gross)          |                            |
| IM-0350-AC | IB-033 / IB-044    | 30 x 25 x 23              | 152.1 / 176.4              | CUBE                       |
| IM-0350-AH |                    |                           |                            | HALF CUBE                  |
| CONDENSER  | ELECTRICAL OPTIONS | Power (kWh / 100 lbs ice) | Air / Water<br>70°F / 50°F | Air / Water<br>90°F / 70°F |
| Air Cooled | 115 V/60 Hz/1 Ph   | 6.20                      | 367 lbs                    | 304 lbs                    |



## IM-0460

\* Replace WM-0460

| MODEL      | STORAGE BIN OPTION | DIMENSION (WxDxH)         | WEIGHT                     | ICE SHAPE                  |
|------------|--------------------|---------------------------|----------------------------|----------------------------|
|            |                    | inch                      | lbs (Net / Gross)          |                            |
| IM-0460-AC | IB-033 / IB-044    | 30 x 25 x 23              | 162.3 / 192.9              | CUBE                       |
| IM-0460-AH |                    |                           |                            | HALF CUBE                  |
| CONDENSER  | ELECTRICAL OPTIONS | Power (kWh / 100 lbs ice) | Air / Water<br>70°F / 50°F | Air / Water<br>90°F / 70°F |
| Air Cooled | 115 V/60 Hz/1 Ph   | 5.43                      | 444 lbs                    | 364 lbs                    |



## IM-0550

| MODEL      | STORAGE BIN OPTION | DIMENSION (WxDxH)         | WEIGHT                     | ICE SHAPE                  |
|------------|--------------------|---------------------------|----------------------------|----------------------------|
|            |                    | inch                      | lbs (Net / Gross)          |                            |
| IM-0550-AC | IB-033 / IB-044    | 30 x 25 x 23              | 162.3 / 192.9              | CUBE                       |
| IM-0550-AH |                    |                           |                            | HALF CUBE                  |
| CONDENSER  | ELECTRICAL OPTIONS | Power (kWh / 100 lbs ice) | Air / Water<br>70°F / 50°F | Air / Water<br>90°F / 70°F |
| Air Cooled | 115 V/60 Hz/1 Ph   | 5.91                      | 551 lbs                    | 399 lbs                    |



## IM-0750

\* Replace WM-0680 & IM-0680

| MODEL      | STORAGE BIN OPTION              | DIMENSION (WxDxH)         | WEIGHT                     | ICE SHAPE                  |
|------------|---------------------------------|---------------------------|----------------------------|----------------------------|
|            |                                 | inch                      | lbs (Net / Gross)          |                            |
| IM-0750-AC | IB-033 / IB-044<br>/ IB-M900-48 | 30 x 25 x 23              | 185.2 / 216.1              | CUBE                       |
| IM-0750-AH |                                 |                           |                            | HALF CUBE                  |
| CONDENSER  | ELECTRICAL OPTIONS              | Power (kWh / 100 lbs ice) | Air / Water<br>70°F / 50°F | Air / Water<br>90°F / 70°F |
| Air Cooled | 208~230 V/60 Hz/1 Ph            | 5.50                      | 737 lbs                    | 584 lbs                    |

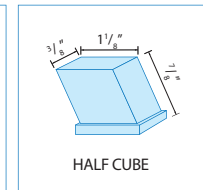
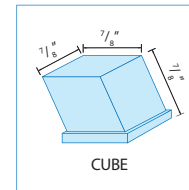


## IM-1100

\* Replace WM-1100

| MODEL      | STORAGE BIN OPTION   | DIMENSION (WxDxH)         | WEIGHT                     | ICE SHAPE                  |
|------------|----------------------|---------------------------|----------------------------|----------------------------|
|            |                      | inch                      | lbs (Net / Gross)          |                            |
| IM-1100-AC | IB-044 / IB-M900-48  | 30 x 25 x 30              | 231.5 / 264.6              | CUBE                       |
| IM-1100-AH |                      |                           |                            | HALF CUBE                  |
| CONDENSER  | ELECTRICAL OPTIONS   | Power (kWh / 100 lbs ice) | Air / Water<br>70°F / 50°F | Air / Water<br>90°F / 70°F |
| Air Cooled | 208~230 V/60 Hz/1 Ph | 4.99                      | 1106 lbs                   | 875 lbs                    |

# MODULAR (30") WATER COOLED



## IM-0460

| MODEL        | STORAGE BIN OPTION | DIMENSION (WxDxH)       | WEIGHT                     | ICE SHAPE                  |
|--------------|--------------------|-------------------------|----------------------------|----------------------------|
|              |                    | inch                    | lbs (Net / Gross)          |                            |
| IM-0460-WC   | IB-033 / IB-044    | 30 x 24.8 x 22.6        | 159.8 / 190.7              | CUBE                       |
| IM-0460-WH   |                    |                         |                            | HALF CUBE                  |
| CONDENSER    | ELECTRICAL         | Power (kWh/100 lbs ice) | Air / Water<br>70°F / 50°F | Air / Water<br>90°F / 70°F |
| Water Cooled | 115 V/60 Hz/1 Ph   | 4.56                    | 463 lbs                    | 407 lbs                    |



## IM-0550

| MODEL        | STORAGE BIN OPTION | DIMENSION (WxDxH)       | WEIGHT                     | ICE SHAPE                  |
|--------------|--------------------|-------------------------|----------------------------|----------------------------|
|              |                    | inch                    | lbs (Net / Gross)          |                            |
| IM-0550-WC   | IB-033 / IB-044    | 30 x 24.8 x 22.6        | 159.8 / 190.7              | CUBE                       |
| IM-0550-WH   |                    |                         |                            | HALF CUBE                  |
| CONDENSER    | ELECTRICAL         | Power (kWh/100 lbs ice) | Air / Water<br>70°F / 50°F | Air / Water<br>90°F / 70°F |
| Water Cooled | 115 V/60 Hz/1 Ph   | 4.53                    | 547 lbs                    | 483 lbs                    |



## IM-1100

| MODEL        | STORAGE BIN OPTION   | DIMENSION (WxDxH)       | WEIGHT                     | ICE SHAPE                  |
|--------------|----------------------|-------------------------|----------------------------|----------------------------|
|              |                      | inch                    | lbs (Net / Gross)          |                            |
| IM-1100-WC   | IB-044 / IB-M900-48  | 30 x 24.8 x 30.3        | 216 / 249.1                | CUBE                       |
| IM-1100-WH   |                      |                         |                            | HALF CUBE                  |
| CONDENSER    | ELECTRICAL           | Power (kWh/100 lbs ice) | Air / Water<br>70°F / 50°F | Air / Water<br>90°F / 70°F |
| Water Cooled | 208~230 V/60 Hz/1 Ph | 4.13                    | 1036 lbs                   | 1004 lbs                   |

# REMOTE AIR COOLED



## IM-1100

| MODEL             | STORAGE BIN OPTION        | DIMENSION (WxDxH)       | WEIGHT                     | ICE SHAPE                  |
|-------------------|---------------------------|-------------------------|----------------------------|----------------------------|
|                   |                           | inch                    | lbs (Net / Gross)          |                            |
| IM-1100-RC        | IB-044 / IB-M900-48       | 30 x 24.8 x 30.3        | 202 / 235.1                | CUBE                       |
| IM-1100-RH        |                           |                         |                            | HALF CUBE                  |
| CONDENSER         | ELECTRICAL                | Power (kWh/100 lbs ice) | Air / Water<br>70°F / 50°F | Air / Water<br>90°F / 70°F |
| Remote Air Cooled | 208~230 V/60 Hz/1 Ph/3 Ph | 4.62                    | 1200 lbs                   | 1100lbs                    |

\* Coming in Sep 2021



## Condensing Unit (pre-charged)

IRC-1100



## Tubing (pre-charged)

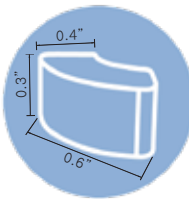
IRT-20R404A (20ft)  
IRT-35R404A (35ft)  
IRT-50R404A (50ft)

# FLAKE & NUGGET

- ✓ 22" SLIM DESIGN
- ✓ ADOPTED SLEEVE BEARING FOR HYGIENE IMPROVEMENT



FLAKE



NUGGET



FLAKE CUTTER



FLAKE EXTRUDING HEAD



NUGGET CUTTER



NUGGET EXTRUDING HEAD



AUGER

## IM-0770

| MODEL                               | STORAGE BIN OPTION                       | DIMENSION (WxDxH)                   |  | WEIGHT            |  |
|-------------------------------------|--|-------------------------------------|--|-------------------|--|
|                                     |  | inch (Net)                          |  | lbs (Net / Gross) |  |
| IM-0770-AF<br>IM-0770-AN            | IB-026-22 / IB-033 / IB-044 / IB-M900-48 | 22 x 25 x 26                        |  | 174 / 207         |  |
| CONDENSER                           | ELECTRICAL                               | ICE SHAPE                           |  |                   |  |
| Air Cooled                          | 115V / 60Hz / 1Ph                        | FLAKE                               |  | NUGGET            |  |
| Air / Water<br>70°F / 50°F          |  | Air / Water<br>90°F / 70°F          |  |                   |  |
| 736 lbs - FLAKE<br>708 lbs - NUGGET |  | 639 lbs - FLAKE<br>635 lbs - NUGGET |  |                   |  |

# SNOW FLAKE

- ✓ ADOPTED THE FREEZE CYCLE APPLIED ON SOFT ICE CREAM FREEZER
- ✓ BEST DESIGN FOR HYGIENE IMPROVEMENT & EASY MAINTENANCE
- ✓ WORLD STANDARD OF SNOW FLAKE ICE MACHINE

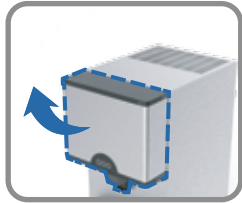


## IS-0700-AS

| MODEL      | PRODUCTION CAPACITY (MILK) | PRODUCTION CAPACITY (WATER) | STORAGE CAPACITY               |
|------------|----------------------------|-----------------------------|--------------------------------|
|            | lbs                        | lbs                         | gal                            |
| IS-0700-AS | 1091                       | 705                         | 14                             |
| CONDENSER  | ELECTRICAL                 | DIMENSION (WxDxH)           | WEIGHT                         |
| Air Cooled | 208~230 V/60 Hz/1 Ph       | inch<br>21 x 30 x 56        | lbs (Net / Gross)<br>335 / 392 |

# ICE / WATER DISPENSER


Three Modes  
(ICE / WATER / ICE & WATER)



Swing Front Door



ID-0300-AN



Air Discharge on Top



UV Sterilization  
- Detachable inner chute for cleaning and sterilization



## ID-0160-AN

| MODEL      | STORAGE CAPACITY   |                           | DIMENSION (WxDxH)                      | WEIGHT                                 | ICE SHAPE |
|------------|--------------------|---------------------------|--|--|-----------|
|            | lbs                |                           | inch (with out legs)                   | lbs (Net / Gross)                      |           |
| ID-0160-AN | 5.3                |                           | 13.8 x 23.9 x 25                       | 106 / 112.4                            | NUGGET    |
| CONDENSER  | ELECTRICAL OPTIONS | Power (kWh / 100 lbs ice) | Air / Water<br>21°C(70°F) / 10°C(50°F) | Air / Water<br>32°C(90°F) / 21°C(70°F) |           |
| Air Cooled | 115V/60Hz/1Ph      | 6.5                       | 160 lbs                                | 102.6 lbs                              |           |



## ID-0300-AN

| MODEL      | STORAGE CAPACITY   |                           | DIMENSION (WxDxH)                      | WEIGHT                                 | ICE SHAPE |
|------------|--------------------|---------------------------|--|--|-----------|
|            | lbs                |                           | inch (with out legs)                   | lbs (Net / Gross)                      |           |
| ID-0300-AN | 11                 |                           | 16.6 x 25 x 27.9                       | 145.5 / 177.5                          | NUGGET    |
| CONDENSER  | ELECTRICAL OPTIONS | Power (kWh / 100 lbs ice) | Air / Water<br>21°C(70°F) / 10°C(50°F) | Air / Water<br>32°C(90°F) / 21°C(70°F) |           |
| Air Cooled | 115V/60Hz/1Ph      | 6.5                       | 282 lbs                                | 206 lbs                                |           |



## ID-0450-AN

| MODEL      | STORAGE CAPACITY   |                           | DIMENSION (WxDxH)                      | WEIGHT                                 | ICE SHAPE |
|------------|--------------------|---------------------------|--|--|-----------|
|            | lbs                |                           | inch (with out legs)                   | lbs (Net / Gross)                      |           |
| ID-0450-AN | 30                 |                           | 16.6 x 26.6 x 39.9                     | 198 / 228                              | NUGGET    |
| CONDENSER  | ELECTRICAL OPTIONS | Power (kWh / 100 lbs ice) | Air / Water<br>21°C(70°F) / 10°C(50°F) | Air / Water<br>32°C(90°F) / 21°C(70°F) |           |
| Air Cooled | 115V/60Hz/1Ph      | 6.5                       | 441 lbs                                | 331 lbs                                |           |

\* Coming in Aug 2021

※ Design and Specification are subject to change without notice



ICETROAMERICA.COM



## A BRAND THAT STANDS FOR QUALITY AND VALUE

The ICETRO team is committed to providing high-performance frozen food equipment products not only to satisfy our customers' need but add value to the equipment investment.

ICETRO America strives to build long-lasting high-quality products that deliver the best value in creating COOL HAPPINESS to our valuable customers.

We aim to continue as the leading provider of high-quality frozen food equipment through continuous improvements in SIMPLICITY of design, product RELIABILITY & LONGEVITY, and superior PERFORMANCE.



SIMPLICITY



RELIABILITY



LONGEVITY



PERFORMANCE



Revised Jul/2021



1565 West Broadway, Anaheim, CA 92802

Tel: (714) 215 - 4864

Website: [www.icetroamerica.com](http://www.icetroamerica.com)

E-mail: [icetro@icetroamerica.com](mailto:icetro@icetroamerica.com)

Distributed by :

